

POTTER COUNTY TREASURER

2020 SECOND QUARTER INVESTMENT REPORT



Commissioners' Court
May 11, 2020
Potter County Treasurer
Leann Jennings

County of Potter

STATE OF TEXAS

TREASURER'S OFFICE
900 S. POLK, SUITE 701
AMARILLO, TEXAS 79101-3412



PHONE: (806) 349-4834
FAX: (806) 349-4845
leannjennings@co.potter.tx.us

LEANN JENNINGS
COUNTY TREASURER

May, 2020

The Honorable Commissioners' Court
Potter County
Amarillo, Texas 79101

The Public Funds Investment Act requires that not less than quarterly under Section 2256.023, that the investment officer will prepare and submit to the Commissioners' Court a written report of investment transactions for all funds for the preceding reporting period within a reasonable time after the end of the period. This section also requires that the report reflect the following:

- A) The investment position of Potter County on the date of the report.
- B) A summary statement of each pooled fund group that states the:
 - a. Beginning market value for the reporting period;
 - b. Additions and changes to the market value during the period;
 - c. Ending market value for the period; and
 - d. Fully accrued interest for the period.
- C) State the book value and market value of each separately invested asset at the beginning and end of the reporting by the type of asset and fund type invested.
- D) State the maturity date of each separately invested asset that has a maturity date.
- E) State the account or fund or pooled group fund in the county for which each individual investment was acquired.
- F) And, state the compliance of the investment portfolio of the county as it relates to:
 - a. The investment strategy expressed in the county's investment policy;
 - b. Relevant provisions of this chapter.

This report will reflect the investment position of Potter County from January 1, 2020 through March 31, 2020.

The investment strategy for all funds for the fourth quarter of our 2020 fiscal year was that of the investment pool in TexPool, TexPool Prime, Texas Class, Financial Northeaster Companies and Amarillo National Bank.

NOTE:

TexPool and Texas Class investments do not have a stated maturity, funds are available daily. Please see the monthly reports enclosed for ownership and changes in book and market value and their monthly information.

Respectfully,



Leann Jennings
Potter County Treasurer/Investment Officer

Potter County 2020 Investment Committee:

Commissioner H.R. Kelly, Precinct 1



Kerry Hood, County Auditor



Tad Fowler, Assistant County Attorney

for

POTTER COUNTY DEPOSITORY ACCOUNTS - INTEREST PAID

ACCOUNT:	SECOND QUARTER 2020		JANUARY		FEBRUARY		MARCH	
	ENDING BALANCE	INTEREST EARNED	ENDING BALANCE	INTEREST EARNED	ENDING BALANCE	INTEREST EARNED	ENDING BALANCE	INTEREST EARNED
1) JUVENILE FUND	32,857.17	46.04	32,904.58	42.87	32,944.64	45.89	32,944.64	45.89
2) JUVENILE PROBATION STATE FUND	178,291.54	249.84	137,252.43	178.84	139,259.25	193.95	139,259.25	193.95
3) JUVENILE IV-E FUND	251,882.86	352.97	249,991.10	325.73	245,321.84	341.68	245,321.84	341.68
4) JUVENILE PROBATION	1,081,519.84	1,515.54	919,285.51	1,197.79	459,052.70	639.37	459,052.70	639.37
*5) DISBURSEMENT ACCOUNT	755,169.87	1,058.22	585,325.32	762.66	1,153,515.99	1,606.63	1,153,515.99	1,606.63
6) INSURANCE ACCOUNT	1,905,704.27	2,670.48	1,945,519.67	2,534.92	2,087,977.85	2,908.16	2,087,977.85	2,908.16
*7) CO. ATTY HOT CHECK FUND	55,650.04	77.98	55,727.45	72.62	55,988.43	77.97	55,988.43	77.97
*8) DIST. ATTY HOT CHECK FUND	117,216.13	164.26	117,068.41	152.55	116,893.61	162.80	116,893.61	162.80
9) DIST. ATTY FORFEITURE RELEASE	60,365.93	84.59	55,603.95	72.46	56,283.48	78.38	56,283.48	78.38
10) GENERAL OPERATING FUND	10,850,496.56	17,311.91	12,733,702.06	18,105.04	13,926,688.53	19,784.36	13,926,688.53	19,784.36
11) CO. CLK RECORDS MGMT&PRESERVATION	389,816.56	546.25	384,175.97	500.56	370,211.60	515.64	370,211.60	515.64
12) ELECTION FUND	222,391.59	311.64	211,567.40	275.66	210,918.52	293.76	210,918.52	293.76
13) VOTER REGISTRATION FUND	18,893.51	26.48	20,053.73	26.14	19,803.86	27.70	19,803.86	27.70
14) INTEREST & SINKING ACCOUNT	5,367,577.84	7,521.62	2,958,887.67	3,855.31	4,573,120.60	6,369.49	4,573,120.60	6,369.49
15) DETENTION CTR. COMMISSARY ACCOUNT	638,201.16	894.32	632,558.27	824.20	646,712.21	900.75	646,712.21	900.75
*16) TAX OFC STATE & COUNTY TAXES	4,714,449.45	6,606.68	5,740,355.71	7,479.10	783,187.68	1,090.79	783,187.68	1,090.79
*17) TAX OFC CREDIT CARD ACCOUNT	1,368,654.20	1,917.90	1,496,389.86	1,949.74	605,202.98	842.92	605,202.98	842.92
*18) TAX OFC HIGHWAY FUNDS	582,223.38	815.87	596,574.52	777.30	814,215.42	1,134.05	814,215.42	1,134.05
*19) TAX OFC VEH. INVENTORY TAX ESCROW	909,612.31	1,274.65	107,924.84	140.63	124,467.43	173.35	124,467.43	173.35
20) LOCAL LAW ENFORCEMENT BLOCK GRANT	50,651.31	70.98	77,247.63	100.66	50,906.55	70.90	50,906.55	70.90
21) TAX OFFICE IRP ACCOUNT	7,030.57	9.85	10,682.62	13.92	12,330.88	17.18	12,330.88	17.18
22) CAD#1	3,679,876.08	5,156.63	3,556,000.53	4,633.32	3,561,910.50	4,961.07	3,561,910.50	4,961.07
23) CSCD JUDICIAL FUND	671,379.31	940.81	510,873.73	665.66	846,312.26	1,178.74	846,312.26	1,178.74
24) CSCD ACCOUNT	84,678.39	118.66	81,641.39	106.37	93,558.83	130.30	93,558.83	130.30
25) CAPITAL PROJECTS 2003	1,581,949.14	2,216.80	1,553,025.56	2,023.54	1,495,629.13	2,083.12	1,495,629.13	2,083.12
26) SO FEDERAL FORFEITURE	163,334.54	228.88	155,918.67	203.15	161,719.14	225.25	161,719.14	225.25
27) DISTRICT CLERK RMPF	242,507.04	339.83	232,220.42	302.57	213,466.68	297.32	213,466.68	297.32
28) TAX OFFICE ESCROW	68,170.03	95.53	80,818.96	105.30	119,085.14	165.86	119,085.14	165.86
29) DA SEIZURE FUND	104,003.07	145.74	110,821.60	144.40	109,353.37	152.30	109,353.37	152.30
30) CA FEDERAL FORFEITURE FUND	115,966.91	162.51	106,948.99	139.34	96,168.75	133.95	96,168.75	133.95
31) TAX PAYER ACH	46,746.64	65.49	47,018.57	61.26	66.99	0.10	66.99	0.10
32) SHERIFF ADMINISTRATION			0.00	0.00	0.00	0.00	0.00	0.00
33) RETAINAGE FUND	0.00	0.00	0.00	0.00	0.00	0.00	0.00	0.00
34) DISTRICT COURT CONSTRUCTION	597,794.36	786.93	555,507.07	679.66	138,592.26	181.26	138,592.26	181.26
TOTAL	36,317,267.24	52,998.95	36,059,594.19	48,453.27	33,320,867.10	46,784.99	33,320,867.10	46,784.99

* interest fees transferred into Depository Funds at the end of each month
 JAN. INT. RATE: 1.66% General Acct. : 1.89% MAR. INT. RATE: 1.65% General Acct. : 1.69%
 FEB. INT. RATE: 1.65% General Acct.: 1.81%



DEPOSITORY INTEREST ACCOUNT DESCRIPTIONS

- 1) **Juvenile Fund** - \$5.00 Court Fee, run through Agency
- 2) **Juvenile Probation State Fund** - State grant money received monthly
- 3) **Juvenile IV-E Fund** - Federal grant money, reimbursements of claims submitted
- 4) **Juvenile Probation** - County funding (county contribution), quarterly
- 5) **Disbursement Account** - Wash account for all checks paid through the county, at the end of the month this should equal zero. Interest is transferred to the General Fund
- 6) **Insurance Account** - insurance payroll deductions, Potter-Randall Appraisal District, claim reimbursements
- 7) **County Attorney Hot Check Fund** - Agency Fund accounts for collection fees on "insufficient funds" checks in a capacity of agent for the County Attorney. Interest is transferred to the General Fund
- 8) **District Attorney Hot Check Fund** - Agency Fund accounts for collection fees on "insufficient funds" checks in a capacity of agent for the District Attorney. Interest is transferred to the General Fund
- 9) **District Attorney Forfeiture Release** - Agency Fund accounts for the holding of seized funds from District Court cases prior to the case being closed and the funds released
- 10) **General Operating Fund** - Account for the revenues and expenditures necessary to carry out basic governmental activities. Revenues are recorded by source, i.e., taxes, licenses, fines, fees, etc. Expenditures are recorded first by function and then by department, expenditures are made primarily for current day-to-day operating expenses and operating equipment
- 11) **County Clerk Records Management & Preservation** - accounts for revenues derived from the records management and preservation fees collected by the County Clerk on all recorded documents. The revenues are to be used for specific records preservation and automation projects by and for the County Clerk's Office
- 12) **Election Fund** - accounts for revenues from local political parties. The revenues are to be used to pay only those expenses related to elections
- 13) **Voter Registration Fund** - accounts for the allocation from the State of Texas. The revenues are to be used to pay only those expenses related to voter registration
- 14) **Interest & Sinking Account** - accounts for the accumulation of resources for and the payment of general long-term debt principal and interest
- 15) **Detention Ctr. Commissary Account** - accounts for proceeds from sale of commissary items at detention center
- 16) **Tax Ofc State & County Taxes** - Collection of taxes, court costs, misc. fees, beer & wine, liquor, tax certificates, trustee sale, excess proceeds, escrow taxes, attorney fees. Payment is disbursed to entities either daily or monthly. Interest is transferred to the General Fund
- 17) **Tax Ofc Credit Card Account** - Highway Department and Tax side of credit card collections. Holding account for Tax acct # 772968 and Highway acct # 772976. Collect: Tax and 3% surcharge. Disburse funds to each account after verification with bank statement. Interest is transferred to General Account
- 18) **Tax Ofc Highway Funds** - (New account opened 6/04) Collection of motor vehicles fees, i.e., registration, title fees, sales tax, county Road & Bridge fees, state Road & Bridge fees, Road & Bridge retainage, etc., collected for the state. Interest is transferred to General Account

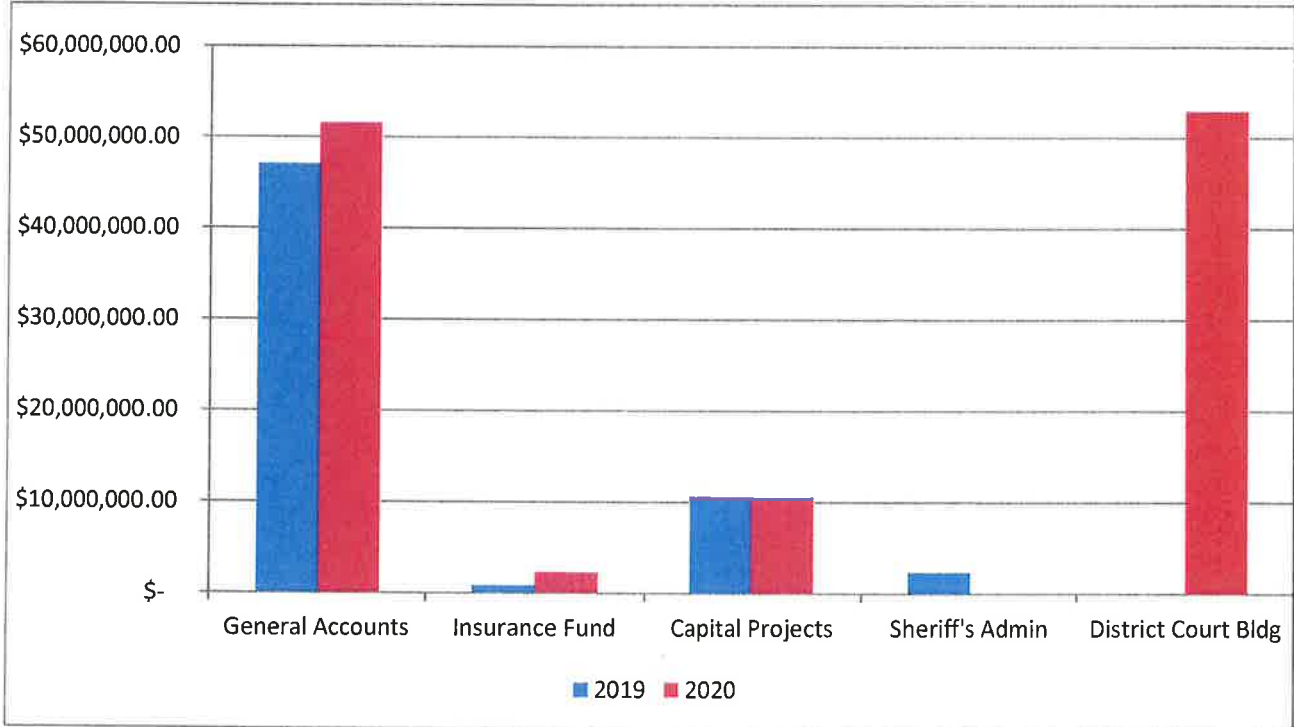
- 19) **Tax Ofc Veh Inventory Tax Escrow** - State fees collected through dealerships for Inventory Tax, monies collected is deposited to TexPool monthly. Interest remains in account and transferred to TexPool annually
- 20) **Local Law Enforcement Block Grant** - accounts for the grant monies received from the Bureau of Justice Assistance. These monies are to be used to underwrite projects to reduce crime and improve public safety
- 21) **Tax Ofc IRP Account** holding account for monies collected from the Texas Department of Transportation from other state registration offices for proportioned tax on semi-tractors to be disbursed as payments are received from State Comptroller's office
- 22) **CAD#1** - accounts for sales tax revenues and interest earned for the County Assistance District #1. A 2% sales tax rate was approved by voters on 11-7-17. Funds can be used as authorized by Chapter 387 of the Local Government Code.
- 23) **CSCD Judicial Fund** - accounts for monies received from probation fees and state funding. CSCD disbursement account. Interest remains in this account
- 24) **CSCD Account** - wash account for all court costs, fines and restitutions. Interest from account is transferred to the Judicial Account
- 25) **Capital Projects 2003 Fund** - accounts for the proceeds from certificates of obligation issued for constructing, renovating and improving county owned buildings, the purchase of land and right-of-way for authorized needs and purposes, and professional services relating to such projects
- 26) **SO Federal Forfeiture Fund** - accounts for Federal assets seized with a percentage given to the county, governed by the Department of Treasury
- 27) **District Clerk Records Management & Preservation Fund** - accounts for revenues derived from the records management and preservation fees collected by the District Clerk on all recorded documents
- 28) **Tax Office Property Tax Escrow** - prepayment of future taxes
- 29) **District Attorney Seizure Funds** - accounts for the holding of seized funds from cases prior to the case being closed and funds released
- 30) **CA Federal Forfeiture Fund** - seized funds that have been released to the County Attorney through a judgement in Court. Proceeds are to be used solely for the official purposes of that office after a budget for the expenditure of the proceeds has been submitted to the commissioners' court
- 31) **Potter County Tax Payer ACH Fund** - tax payers' wire transfer payments
- 32) **Sheriff's Office Administration** - accounts for county funds and the proceeds from certificates of obligation issued during construction and professional services relating to such project
- 33) **Retainage Fund** - Monies held until job completed
- 34) **District Court Construction Fund** - accounts for county funds and the proceeds from certificates of obligation issued during construction and professional services relating to such project



**Potter County
TexPool Investment Accounts
for Second Quarter 2020**



INVESTMENT COMPARISON OF MAR. 31, 2019 TO MAR. 31, 2020			
Texas Local Government Investment Pool TexPool		Balance as of Mar. 31, 2019	Balance as of Mar. 31, 2020
TexPool, TexPool Prime, Texas Class, Amarillo National Bank	General Accounts	\$ 47,136,919.06	\$ 51,635,692.77
TexPool, ANB, Texas Class	Insurance Fund	\$ 900,544.19	\$ 2,337,340.65
Texas Class, ANB, TexPool	Capital Projects	\$ 10,668,724.58	\$ 10,561,063.11
Texas Class, ANB	Sheriff's Admin	\$ 2,389,800.15	\$ -
Texas Class	District Court Bldg	\$ -	\$ 52,973,556.34

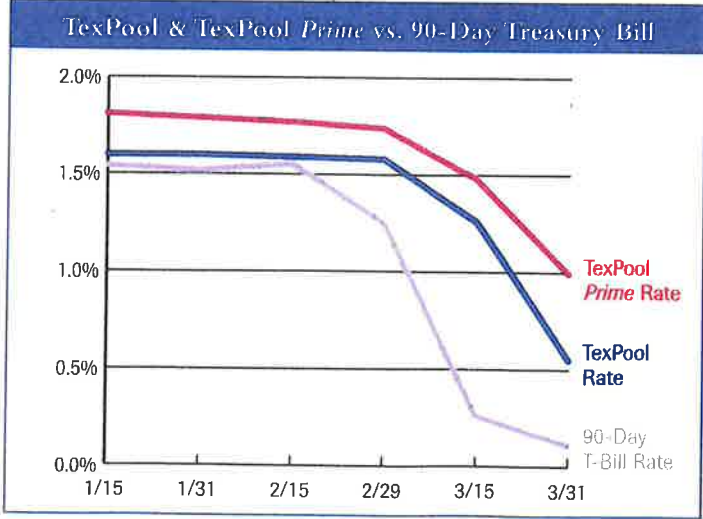




Monthly Newsletter: April 2020

Performance as of March 31, 2020

	TexPool	TexPool Prime
Current Invested Balance	\$27,925,661,060.83	\$6,965,809,653.70
Weighted Average Maturity**	32	45
Weighted Average Life**	106	70
Net Asset Value	1.00066	0.99968
Total Number of Participants	2607	418
Management Fee on Invested Balance	0.0450%	0.0550%
Interest Distributed	\$23,886,829.68	\$8,521,085.11
Management Fee Collected	\$979,429.18	\$321,239.29
Standard & Poor's Current Rating	AAAm	AAAm
Month Averages		
Average Invested Balance	\$28,060,342,288.69	\$7,582,449,076.71
Average Monthly Rate*	1.00%	1.34%
Average Weighted Average Maturity**	31	46
Average Weighted Average Life**	108	73



90-Day Treasury Bill is a short-term debt instrument backed by the national government. These are used to collect immediate cash to meet outstanding obligations.

Any private investor can invest in a Treasury bill. The 90-Day Treasury Bill is a weighted average rate of the weekly auctions of 90-Day Treasury Bills.

Past performance is no guarantee of future results.

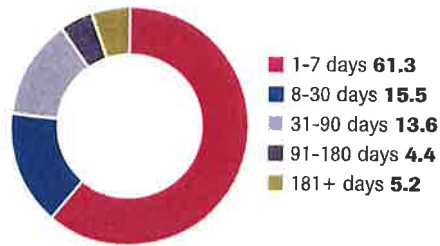
Second Quarter 2020
Potter County

TexPool Investment Accounts

TEXPOOL SUMMARY		JANUARY THROUGH MARCH 31, 2020										Portfolio Value		
		Month	Beginning Balance	Total Deposits	Total Withdrawals	Month To Date Interest	Year To Date Interest	Ending Balance	Market Value Jan thru March, 2020	Share Price Jan 1 thru March 31, 2020	Shares Owned Jan 1 thru March 31, 2020	Market Value Jan thru March 31, 2020		
General Account	JAN	\$ 420,070.76	\$ -	\$ -	\$ 568.12	\$ 568.12	\$ 420,638.88	\$ 420,070.76	\$ 1.00	420,638.88	\$ 420,638.88			
	FEB	\$ 420,638.88	\$ -	\$ -	\$ 531.66	\$ 1,099.78	\$ 421,170.54	\$ 420,638.88	\$ 1.00	421,170.54	\$ 421,170.54			
	MAR	\$ 421,170.54	\$ -	\$ -	\$ 358.91	\$ 1,458.69	\$ 421,529.45	\$ 421,170.54	\$ 1.00	421,529.45	\$ 421,529.45			
Capital Projects 2003	JAN	\$ 3,758,513.08	\$ -	\$ -	\$ 5,083.43	\$ 5,083.43	\$ 3,763,596.51	\$ 3,758,513.08	\$ 1.00	3,763,596.51	\$ 3,763,596.51			
	FEB	\$ 3,763,596.51	\$ -	\$ -	\$ 4,756.73	\$ 9,840.16	\$ 3,768,353.24	\$ 3,763,596.51	\$ 1.00	3,768,353.24	\$ 3,768,353.24			
	MAR	\$ 3,768,353.24	\$ -	\$ -	\$ 3,211.30	\$ 13,051.46	\$ 3,771,564.54	\$ 3,768,353.24	\$ 1.00	3,771,564.54	\$ 3,771,564.54			
Insurance Fund	JAN	\$ 32,408.41	\$ -	\$ -	\$ 43.86	\$ 43.86	\$ 32,452.27	\$ 32,408.41	\$ 1.00	32,452.27	\$ 32,452.27			
	FEB	\$ 32,452.27	\$ -	\$ -	\$ 41.00	\$ 84.86	\$ 32,493.27	\$ 32,452.27	\$ 1.00	32,493.27	\$ 32,493.27			
	MAR	\$ 32,493.27	\$ -	\$ -	\$ 27.69	\$ 112.55	\$ 32,520.96	\$ 32,493.27	\$ 1.00	32,520.96	\$ 32,520.96			

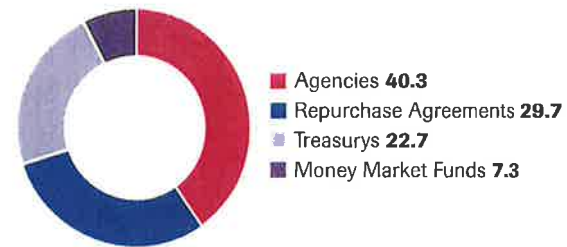
Portfolio by Maturity (%)

As of March 31, 2020



Portfolio by Type of Investment (%)

As of March 31, 2020



Portfolio Asset Summary as of March 31, 2020

	Book Value	Market Value
Uninvested Balance	\$1,013,677.24	\$1,013,677.24
Receivable for Investments Sold	0.00	0.00
Accrual of Interest Income	24,942,254.18	24,942,254.18
Interest and Management Fees Payable	-23,887,034.49	-23,887,034.49
Payable for Investments Purchased	-1,124,887,066.57	-1,124,887,066.57
Accrued Expenses & Taxes	-1,044,557.30	-1,044,557.30
Repurchase Agreements	8,639,305,000.00	8,639,305,000.00
Mutual Fund Investments	2,108,074,000.00	2,108,074,000.00
Government Securities	11,678,755,761.17	11,682,743,680.29
U.S. Treasury Inflation Protected Securities	1,340,292,213.33	1,340,910,875.38
US Treasury Bills	3,455,265,609.14	3,458,672,409.65
US Treasury Notes	1,827,831,204.13	1,838,062,222.15
Total	\$27,925,661,060.83	\$27,943,905,460.52

Market value of collateral supporting the Repurchase Agreements is at least 102% of the Book Value. The portfolio is managed by Federated Investment Counseling and the assets are safe kept in a separate custodial account at State Street Bank in the name of TexPool. The only source of payment to the Participants is the assets of TexPool. There is no secondary source of payment for the pool such as insurance or State guarantee. Should you require a copy of the portfolio, please contact TexPool Participant Services.

Participant Summary

	Number of Participants	Balance
School District	598	\$9,458,758,153.19
Higher Education	59	\$1,327,789,641.45
Healthcare	86	\$1,291,832,681.90
Utility District	830	\$3,419,488,989.07
City	476	\$6,848,611,465.29
County	188	\$2,954,530,155.52
Other	370	\$2,613,901,974.38

**Definition of Weighted Average Maturity and Weighted Average Life

WAM is the mean average of the periods of time remaining until the securities held in TexPool (a) are scheduled to be repaid, (b) would be repaid upon a demand by TexPool, or (c) are scheduled to have their interest rate readjusted to reflect current market rates. Securities with adjustable rates payable upon demand are treated as maturing on the earlier of the two dates set forth in (b) and (c) if their scheduled maturity is 397 days or less; and the later of the two dates set forth in (b) and (c) if their scheduled maturity is more than 397 days. The mean is weighted based on the percentage of the amortized cost of the portfolio invested in each period.

WAL is calculated in the same manner as WAM, but is based solely on the periods of time remaining until the securities held in TexPool (a) are scheduled to be repaid or (b) would be repaid upon a demand by TexPool, without reference to when interest rates of securities within TexPool are scheduled to be readjusted.



Daily Summary

Date	Money Mkt. Fund Equiv. (SEC Std.)	Dividend Factor	TexPool Invested Balance	NAV	WAM Days	WAL Days
1/1	1.6104%	0.000044120	\$23,487,827,797.25	1.00007	35	97
1/2	1.6001%	0.000043837	\$23,966,741,423.46	1.00006	33	94
1/3	1.6083%	0.000044062	\$24,210,294,787.41	1.00007	32	95
1/4	1.6083%	0.000044062	\$24,210,294,787.41	1.00007	32	95
1/5	1.6083%	0.000044062	\$24,210,294,787.41	1.00007	32	95
1/6	1.5937%	0.000043662	\$24,458,483,111.11	1.00008	32	93
1/7	1.6129%	0.000044189	\$24,637,571,584.42	1.00009	33	97
1/8	1.6014%	0.000043873	\$24,706,472,749.67	1.00009	32	96
1/9	1.5956%	0.000043716	\$24,732,724,616.13	1.00009	32	95
1/10	1.6098%	0.000044104	\$25,011,962,486.60	1.00008	32	94
1/11	1.6098%	0.000044104	\$25,011,962,486.60	1.00008	32	94
1/12	1.6098%	0.000044104	\$25,011,962,486.60	1.00008	32	94
1/13	1.5953%	0.000043708	\$25,055,008,407.90	1.00007	30	92
1/14	1.5956%	0.000043716	\$25,177,214,726.89	1.00007	30	92
1/15	1.5971%	0.000043757	\$25,310,712,057.30	1.00006	30	91
1/16	1.5931%	0.000043647	\$25,415,060,642.87	1.00006	29	90
1/17	1.5894%	0.000043544	\$25,561,192,086.85	1.00006	30	90
1/18	1.5894%	0.000043544	\$25,561,192,086.85	1.00006	30	90
1/19	1.5894%	0.000043544	\$25,561,192,086.85	1.00006	30	90
1/20	1.5894%	0.000043544	\$25,561,192,086.85	1.00006	30	90
1/21	1.5742%	0.000043128	\$25,799,028,186.51	1.00006	29	88
1/22	1.5807%	0.000043308	\$25,924,936,386.26	1.00007	29	87
1/23	1.5775%	0.000043219	\$25,933,242,787.48	1.00007	30	90
1/24	1.5766%	0.000043194	\$26,145,609,313.72	1.00007	30	90
1/25	1.5766%	0.000043194	\$26,145,609,313.72	1.00007	30	90
1/26	1.5766%	0.000043194	\$26,145,609,313.72	1.00007	30	90
1/27	1.5714%	0.000043051	\$26,535,349,021.21	1.00006	28	87
1/28	1.5740%	0.000043122	\$26,909,145,640.88	1.00007	28	90
1/29	1.5723%	0.000043077	\$27,230,007,928.40	1.00007	27	89
1/30	1.5829%	0.000043367	\$27,546,379,055.25	1.00007	27	88
1/31	1.5968%	0.000043747	\$27,591,000,523.58	1.00009	29	91
Average:	1.5925%	0.000043629	\$25,444,041,121.20	1.00007	30	92



Daily Summary

Date	Money Mkt. Fund Equiv. (SEC Std.)	Dividend Factor	TexPool Invested Balance	NAV	WAM Days	WAL Days
2/1	1.5968%	0.000043747	\$27,591,000,523.58	1.00009	29	91
2/2	1.5968%	0.000043747	\$27,591,000,523.58	1.00009	29	91
2/3	1.5827%	0.000043363	\$27,944,879,783.05	1.00008	26	88
2/4	1.5776%	0.000043223	\$28,170,782,549.55	1.00008	27	87
2/5	1.5991%	0.000043811	\$28,246,753,616.96	1.00007	27	88
2/6	1.5972%	0.000043760	\$28,516,446,320.29	1.00007	27	86
2/7	1.5937%	0.000043662	\$28,644,345,529.85	1.00008	27	85
2/8	1.5937%	0.000043662	\$28,644,345,529.85	1.00008	27	85
2/9	1.5937%	0.000043662	\$28,644,345,529.85	1.00008	27	85
2/10	1.5905%	0.000043576	\$28,692,243,680.81	1.00008	26	85
2/11	1.5907%	0.000043581	\$28,780,197,721.10	1.00008	28	86
2/12	1.5908%	0.000043583	\$28,708,636,748.00	1.00008	27	85
2/13	1.5893%	0.000043543	\$28,319,871,701.03	1.00008	28	87
2/14	1.5886%	0.000043522	\$28,183,257,920.70	1.00009	29	89
2/15	1.5886%	0.000043522	\$28,183,257,920.70	1.00009	29	89
2/16	1.5886%	0.000043522	\$28,183,257,920.70	1.00009	29	89
2/17	1.5886%	0.000043522	\$28,183,257,920.70	1.00009	29	89
2/18	1.5929%	0.000043640	\$28,068,408,692.54	1.00009	27	87
2/19	1.5950%	0.000043698	\$28,515,679,489.01	1.00008	27	87
2/20	1.6021%	0.000043894	\$28,386,391,006.18	1.00009	28	89
2/21	1.5906%	0.000043577	\$28,460,651,172.43	1.00010	29	91
2/22	1.5906%	0.000043577	\$28,460,651,172.43	1.00010	29	91
2/23	1.5906%	0.000043577	\$28,460,651,172.43	1.00010	29	91
2/24	1.5833%	0.000043379	\$28,381,686,732.48	1.00011	28	91
2/25	1.5928%	0.000043637	\$28,338,614,413.59	1.00011	30	92
2/26	1.5926%	0.000043633	\$28,283,724,134.50	1.00012	29	92
2/27	1.5901%	0.000043565	\$28,260,341,750.00	1.00015	30	93
2/28	1.5821%	0.000043344	\$28,102,718,569.71	1.00024	30	99
2/29	1.5821%	0.000043344	\$28,102,718,569.71	1.00024	30	99
Average:	1.5908%	0.000043582	\$28,312,073,045.36	1.00010	28	89



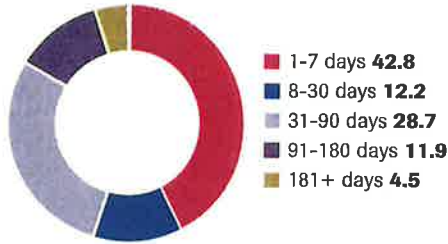
Daily Summary

Date	Money Mkt. Fund Equiv. (SEC Std.)	Dividend Factor	TexPool Invested Balance	NAV	WAM Days	WAL Days
3/1	1.5821%	0.000043344	\$28,102,718,569.71	1.00024	30	99
3/2	1.5813%	0.000043323	\$28,098,581,641.14	1.00030	28	98
3/3	1.5228%	0.000041720	\$28,239,366,602.63	1.00035	28	100
3/4	1.4797%	0.000040541	\$28,212,025,937.66	1.00047	28	103
3/5	1.3934%	0.000038176	\$28,200,311,073.92	1.00051	28	104
3/6	1.3689%	0.000037505	\$27,996,116,669.36	1.00057	29	106
3/7	1.3689%	0.000037505	\$27,996,116,669.36	1.00057	29	106
3/8	1.3689%	0.000037505	\$27,996,116,669.36	1.00057	29	106
3/9	1.3558%	0.000037145	\$27,888,801,271.08	1.00068	28	106
3/10	1.2798%	0.000035063	\$28,151,318,856.58	1.00064	29	106
3/11	1.2822%	0.000035130	\$28,235,671,571.26	1.00063	29	107
3/12	1.2959%	0.000035505	\$28,020,202,278.76	1.00064	31	108
3/13	1.2606%	0.000034537	\$28,196,171,081.31	1.00058	32	110
3/14	1.2606%	0.000034537	\$28,196,171,081.31	1.00058	32	110
3/15	1.2606%	0.000034537	\$28,196,171,081.31	1.00058	32	110
3/16	0.9714%	0.000026613	\$28,314,141,277.82	1.00066	30	108
3/17	0.8756%	0.000023990	\$28,333,316,391.74	1.00062	31	109
3/18	0.7808%	0.000021391	\$28,373,446,200.72	1.00061	33	110
3/19	0.6709%	0.000018380	\$28,290,171,940.12	1.00073	34	111
3/20	0.6400%	0.000017533	\$28,044,353,605.85	1.00072	36	112
3/21	0.6400%	0.000017533	\$28,044,353,605.85	1.00072	36	112
3/22	0.6400%	0.000017533	\$28,044,353,605.85	1.00072	36	112
3/23	0.6201%	0.000016988	\$27,962,321,814.89	1.00069	33	110
3/24	0.6051%	0.000016577	\$27,815,979,767.22	1.00067	34	110
3/25	0.5966%	0.000016346	\$27,807,826,359.12	1.00070	33	110
3/26	0.5978%	0.000016377	\$27,877,612,887.78	1.00070	32	109
3/27	0.5643%	0.000015459	\$27,837,846,346.85	1.00071	33	110
3/28	0.5643%	0.000015459	\$27,837,846,346.85	1.00071	33	110
3/29	0.5643%	0.000015459	\$27,837,846,346.85	1.00071	33	110
3/30	0.5605%	0.000015356	\$27,797,672,336.36	1.00069	31	108
3/31	0.5514%	0.000015107	\$27,925,661,060.83	1.00066	32	106
Average:	1.0034%	0.000027489	\$28,060,342,288.69	1.00061	31	108

TEXPOOL Prime

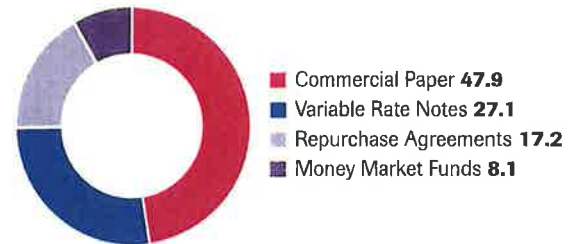
Portfolio by Maturity (%)

As of March 31, 2020



Portfolio by Type of Investment (%)

As of March 31, 2020



Portfolio Asset Summary as of March 31, 2020

	Book Value	Market Value
Uninvested Balance	\$568,557.50	\$568,557.50
Receivable for Investments Sold	0.00	0.00
Accrual of Interest Income	2,153,281.80	2,153,281.80
Interest and Management Fees Payable	-8,521,088.14	-8,521,088.14
Payable for Investments Purchased	0.00	0.00
Accrued Expenses & Taxes	-343,204.31	-343,204.31
Repurchase Agreements	1,197,057,000.00	1,197,057,000.00
Commercial Paper	3,324,769,870.41	3,325,417,042.46
Bank Instruments	0.00	0.00
Mutual Fund Investments	562,125,405.49	562,052,003.75
Government Securities	0.00	0.00
Variable Rate Notes	1,887,999,830.95	1,885,152,480.00
Total	\$6,965,809,653.70	\$6,963,536,073.06

Market value of collateral supporting the Repurchase Agreements is at least 102% of the Book Value. The portfolio is managed by Federated Investment Counseling and the assets are safe kept in a separate custodial account at State Street Bank in the name of TexPool Prime. The assets of TexPool Prime are the only source of payments to the Participants. There is no secondary source of payment for the pool such as insurance or State guarantee. Should you require a copy of the portfolio, please contact TexPool Participant Services

Participant Summary

	Number of Participants	Balance
School District	127	\$2,875,066,073.19
Higher Education	19	\$680,245,883.84
Healthcare	16	\$284,096,105.82
Utility District	47	\$299,794,626.46
City	82	\$1,585,835,368.74
County	41	\$597,213,060.03
Other	86	\$643,476,132.02



TEXPOOL Prime

Daily Summary

Date	Money Mkt. Fund Equiv. (SEC Std.)	Dividend Factor	TexPool Prime Invested Balance	NAV	WAM Days	WAL Days
1/1	1.8436%	0.000050510	\$6,600,232,167.44	1.00010	35	77
1/2	1.8052%	0.000049458	\$6,806,185,590.23	1.00010	34	73
1/3	1.8235%	0.000049959	\$6,884,043,279.24	1.00007	36	80
1/4	1.8235%	0.000049959	\$6,884,043,279.24	1.00007	36	80
1/5	1.8235%	0.000049959	\$6,884,043,279.24	1.00007	36	80
1/6	1.8342%	0.000050251	\$6,946,614,949.69	1.00012	35	78
1/7	1.8265%	0.000050041	\$7,062,258,487.67	1.00014	34	77
1/8	1.8128%	0.000049667	\$7,144,003,364.60	1.00012	34	76
1/9	1.8083%	0.000049542	\$7,289,463,358.66	1.00014	34	75
1/10	1.8057%	0.000049470	\$7,379,299,458.21	1.00013	36	77
1/11	1.8057%	0.000049470	\$7,379,299,458.21	1.00013	36	77
1/12	1.8057%	0.000049470	\$7,379,299,458.21	1.00013	36	77
1/13	1.8042%	0.000049429	\$7,444,708,184.63	1.00016	35	75
1/14	1.8102%	0.000049595	\$7,479,016,507.63	1.00016	36	75
1/15	1.8057%	0.000049470	\$7,541,067,644.78	1.00016	35	74
1/16	1.8015%	0.000049356	\$7,654,305,998.94	1.00016	36	75
1/17	1.7941%	0.000049154	\$7,545,023,539.67	1.00010	37	76
1/18	1.7941%	0.000049154	\$7,545,023,539.67	1.00010	37	76
1/19	1.7941%	0.000049154	\$7,545,023,539.67	1.00010	37	76
1/20	1.7941%	0.000049154	\$7,545,023,539.67	1.00010	37	76
1/21	1.7850%	0.000048905	\$7,595,617,360.74	1.00017	33	72
1/22	1.7840%	0.000048876	\$7,613,591,227.24	1.00017	34	72
1/23	1.7809%	0.000048792	\$7,678,363,780.71	1.00017	34	72
1/24	1.7833%	0.000048857	\$7,559,848,905.61	1.00014	35	73
1/25	1.7833%	0.000048857	\$7,559,848,905.61	1.00014	35	73
1/26	1.7833%	0.000048857	\$7,559,848,905.61	1.00014	35	73
1/27	1.7824%	0.000048832	\$7,618,539,396.00	1.00021	33	71
1/28	1.7786%	0.000048730	\$7,727,484,332.08	1.00021	32	69
1/29	1.7728%	0.000048571	\$7,835,347,415.48	1.00021	33	68
1/30	1.7782%	0.000048717	\$8,003,268,387.80	1.00020	32	67
1/31	1.7891%	0.000049017	\$7,847,428,895.38	1.00021	33	68
Average:	1.8006%	0.000049330	\$7,404,424,714.11	1.00014	35	75



TEXPOOL Prime

Daily Summary

Date	Money Mkt. Fund Equiv. (SEC Std.)	Dividend Factor	TexPool Prime Invested Balance	NAV	WAM Days	WAL Days
2/1	1.7891%	0.000049017	\$7,847,428,895.38	1.00021	33	68
2/2	1.7891%	0.000049017	\$7,847,428,895.38	1.00021	33	68
2/3	1.7800%	0.000048768	\$7,894,283,042.57	1.00020	31	65
2/4	1.7837%	0.000048868	\$8,040,294,954.12	1.00020	31	64
2/5	1.7771%	0.000048688	\$8,053,053,151.21	1.00021	31	64
2/6	1.7773%	0.000048692	\$8,007,753,965.47	1.00021	31	64
2/7	1.7743%	0.000048610	\$8,000,840,085.54	1.00017	31	64
2/8	1.7743%	0.000048610	\$8,000,840,085.54	1.00017	31	64
2/9	1.7743%	0.000048610	\$8,000,840,085.54	1.00017	31	64
2/10	1.7663%	0.000048391	\$8,217,978,267.05	1.00019	30	61
2/11	1.7625%	0.000048288	\$8,302,400,528.05	1.00022	30	60
2/12	1.7631%	0.000048303	\$8,264,485,468.00	1.00021	32	61
2/13	1.7601%	0.000048221	\$8,108,588,326.86	1.00022	32	62
2/14	1.7677%	0.000048431	\$8,002,581,382.32	1.00016	34	64
2/15	1.7677%	0.000048431	\$8,002,581,382.32	1.00016	34	64
2/16	1.7677%	0.000048431	\$8,002,581,382.32	1.00016	34	64
2/17	1.7677%	0.000048431	\$8,002,581,382.32	1.00016	34	64
2/18	1.7614%	0.000048257	\$8,071,669,097.39	1.00021	30	59
2/19	1.7613%	0.000048254	\$8,066,010,461.20	1.00020	30	59
2/20	1.7626%	0.000048291	\$8,112,369,000.64	1.00019	30	59
2/21	1.7510%	0.000047973	\$8,064,672,952.79	1.00015	30	58
2/22	1.7510%	0.000047973	\$8,064,672,952.79	1.00015	30	58
2/23	1.7510%	0.000047973	\$8,064,672,952.79	1.00015	30	58
2/24	1.7385%	0.000047631	\$8,031,202,905.56	1.00020	33	61
2/25	1.7480%	0.000047891	\$8,043,805,882.06	1.00020	33	61
2/26	1.7465%	0.000047849	\$8,035,810,028.82	1.00020	37	64
2/27	1.7453%	0.000047817	\$7,947,071,658.90	1.00021	43	70
2/28	1.7436%	0.000047769	\$7,986,732,929.88	1.00027	43	71
2/29	1.7436%	0.000047769	\$7,986,732,929.88	1.00027	43	71
Average:	1.7636%	0.000048319	\$8,036,964,311.47	1.00019	33	63



TEXPOOL *Prime*

Daily Summary

Date	Money Mkt. Fund Equiv. (SEC Std.)	Dividend Factor	TexPool <i>Prime</i> Invested Balance	NAV	WAM Days	WAL Days
3/1	1.7436%	0.000047769	\$7,986,732,929.88	1.00027	43	71
3/2	1.7350%	0.000047533	\$8,041,173,796.46	1.00047	42	68
3/3	1.7455%	0.000047823	\$7,994,018,408.13	1.00058	43	72
3/4	1.6184%	0.000044340	\$8,018,322,747.68	1.00076	44	71
3/5	1.5531%	0.000042552	\$8,002,269,564.66	1.00075	43	71
3/6	1.5322%	0.000041978	\$7,983,099,027.81	1.00073	46	75
3/7	1.5322%	0.000041978	\$7,983,099,027.81	1.00073	46	75
3/8	1.5322%	0.000041978	\$7,983,099,027.81	1.00073	46	75
3/9	1.5306%	0.000041935	\$7,882,770,175.51	1.00081	46	75
3/10	1.5149%	0.000041504	\$7,900,751,369.35	1.00079	45	74
3/11	1.4934%	0.000040915	\$7,852,562,264.21	1.00056	48	75
3/12	1.4984%	0.000041053	\$7,871,896,475.50	1.00036	48	74
3/13	1.4821%	0.000040605	\$7,710,650,553.70	1.00024	49	76
3/14	1.4821%	0.000040605	\$7,710,650,553.70	1.00024	49	76
3/15	1.4821%	0.000040605	\$7,710,650,553.70	1.00024	49	76
3/16	1.3016%	0.000035660	\$7,712,604,784.04	1.00027	47	73
3/17	1.2882%	0.000035294	\$7,756,969,401.61	1.00000	46	72
3/18	1.1517%	0.000031553	\$7,649,636,607.52	0.99953	46	72
3/19	1.1337%	0.000031061	\$7,558,799,746.16	0.99955	47	72
3/20	1.1530%	0.000031589	\$7,375,532,705.00	0.99963	48	74
3/21	1.1530%	0.000031589	\$7,375,532,705.00	0.99963	48	74
3/22	1.1530%	0.000031589	\$7,375,532,705.00	0.99963	48	74
3/23	1.1223%	0.000030748	\$7,281,512,716.22	0.99976	46	72
3/24	1.0940%	0.000029973	\$7,156,208,468.62	0.99990	46	73
3/25	1.1016%	0.000030180	\$7,155,432,511.81	0.99990	46	72
3/26	1.0861%	0.000029755	\$7,106,528,887.80	0.99943	46	72
3/27	1.0608%	0.000029063	\$6,995,075,458.15	0.99940	47	73
3/28	1.0608%	0.000029063	\$6,995,075,458.15	0.99940	47	73
3/29	1.0608%	0.000029063	\$6,995,075,458.15	0.99940	47	71
3/30	1.0138%	0.000027776	\$6,968,847,635.21	0.99957	46	71
3/31	0.9860%	0.000027014	\$6,965,809,653.70	0.99968	45	70
Average:	1.3354%	0.000036585	\$7,582,449,076.71	1.00009	46	73

Second Quarter 2020
Potter County



Texas Class Investment Accounts

TEXAS CLASS SUMMARY		JANUARY THROUGH MARCH 31, 2020									
Texas Local Government Investment Pool	Month	Beginning Balance	Total Deposits	Total With-drawals	Month To Date Interest	Year To Date Interest	Average Daily Balance	Month End Balance	Average Monthly Yield		
	General Account	JAN	\$ 6,944,168.47	\$ 10,000,000.00		\$ 15,935.80	\$ 15,935.80	\$ 10,176,722.08	\$ 16,960,104.27	1.86%	
FEB		\$ 16,960,104.27	\$ -		\$ 23,815.02	\$ 39,750.82	\$ 15,372,887.22	\$ 16,983,919.29	1.77%		
MAR		\$ 16,983,919.29	\$ -		\$ 21,112.82	\$ 60,863.64	\$ 16,385,762.45	\$ 17,005,032.11	1.47%		
Insurance Fund	JAN	\$ 895.36	\$ -		\$ 1.44	\$ 1.44	\$ 896.15	\$ 896.80	1.86%		
	FEB	\$ 896.80	\$ -		\$ 1.21	\$ 2.65	\$ 897.45	\$ 898.01	1.77%		
	MAR	\$ 898.01	\$ -		\$ 1.10	\$ 3.75	\$ 898.83	\$ 899.11	1.47%		
District Court Const.	JAN	\$ 53,666,420.96	\$ -	\$ 1,000,000.00	\$ 83,364.81	\$ 83,364.81	\$ 52,669,294.99	\$ 52,749,785.77	1.86%		
	FEB	\$ 52,749,785.77	\$ -		\$ 74,070.17	\$ 157,434.98	\$ 52,769,543.67	\$ 52,823,855.94	1.77%		
	MAR	\$ 52,823,855.94	\$ -		\$ 65,865.77	\$ 223,100.75	\$ 52,860,753.03	\$ 52,889,521.71	1.47%		
Capital Projects	JAN	\$ 5,269,507.82	\$ -		\$ 8,299.59	\$ 8,299.58	\$ 5,273,953.96	\$ 5,277,807.41	1.86%		
	FEB	\$ 5,277,807.41	\$ -		\$ 7,410.98	\$ 15,710.57	\$ 5,281,765.34	\$ 5,285,218.39	1.77%		
	MAR	\$ 5,285,218.39	\$ -		\$ 6,570.08	\$ 22,280.65	\$ 5,288,810.07	\$ 5,291,788.47	1.47%		



Daily Rates

January 2020

TXCLASS

Date	Dividend Rate	Daily Yield
01-Jan-20	0.000053016	1.94%
02-Jan-20	0.000051779	1.90%
03-Jan-20	0.000051505	1.89%
04-Jan-20	0.000051505	1.89%
05-Jan-20	0.000051505	1.89%
06-Jan-20	0.000051505	1.89%
07-Jan-20	0.000051505	1.89%
08-Jan-20	0.000051232	1.88%
09-Jan-20	0.000051232	1.88%
10-Jan-20	0.000051232	1.88%
11-Jan-20	0.000051232	1.88%
12-Jan-20	0.000051232	1.88%
13-Jan-20	0.000050959	1.87%
14-Jan-20	0.000050959	1.87%
15-Jan-20	0.000050959	1.87%
16-Jan-20	0.000050686	1.86%
17-Jan-20	0.000050413	1.85%
18-Jan-20	0.000050413	1.85%
19-Jan-20	0.000050413	1.85%
20-Jan-20	0.000050413	1.85%
21-Jan-20	0.000050413	1.85%
22-Jan-20	0.000050413	1.85%
23-Jan-20	0.000050413	1.85%
24-Jan-20	0.000050139	1.84%
25-Jan-20	0.000050139	1.84%
26-Jan-20	0.000050139	1.84%
27-Jan-20	0.000049866	1.83%
28-Jan-20	0.000049866	1.83%
29-Jan-20	0.000049593	1.82%
30-Jan-20	0.000049593	1.82%
31-Jan-20	0.000049593	1.82%



Daily Rates

February 2020

TXCLASS

Date	Dividend Rate	Daily Yield
01-Feb-20	0.000049593	1.82%
02-Feb-20	0.000049593	1.82%
03-Feb-20	0.000049320	1.81%
04-Feb-20	0.000049320	1.81%
05-Feb-20	0.000049046	1.80%
06-Feb-20	0.000048773	1.79%
07-Feb-20	0.000048500	1.78%
08-Feb-20	0.000048500	1.78%
09-Feb-20	0.000048500	1.78%
10-Feb-20	0.000048519	1.78%
11-Feb-20	0.000048500	1.78%
12-Feb-20	0.000048526	1.78%
13-Feb-20	0.000048500	1.78%
14-Feb-20	0.000048227	1.77%
15-Feb-20	0.000048227	1.77%
16-Feb-20	0.000048227	1.77%
17-Feb-20	0.000048227	1.77%
18-Feb-20	0.000048227	1.77%
19-Feb-20	0.000048227	1.77%
20-Feb-20	0.000048227	1.77%
21-Feb-20	0.000047954	1.76%
22-Feb-20	0.000047954	1.76%
23-Feb-20	0.000047954	1.76%
24-Feb-20	0.000047954	1.76%
25-Feb-20	0.000047954	1.76%
26-Feb-20	0.000047680	1.75%
27-Feb-20	0.000047680	1.75%
28-Feb-20	0.000047680	1.75%
29-Feb-20	0.000047680	1.75%



Daily Rates

March 2020

TXCLASS

Date	Dividend Rate	Daily Yield
01-Mar-20	0.000047680	1.75%
02-Mar-20	0.000047294	1.73%
03-Mar-20	0.000047019	1.72%
04-Mar-20	0.000046259	1.69%
05-Mar-20	0.000045653	1.67%
06-Mar-20	0.000044781	1.64%
07-Mar-20	0.000044781	1.64%
08-Mar-20	0.000044781	1.64%
09-Mar-20	0.000043597	1.60%
10-Mar-20	0.000042950	1.57%
11-Mar-20	0.000042762	1.57%
12-Mar-20	0.000042489	1.56%
13-Mar-20	0.000041990	1.54%
14-Mar-20	0.000041990	1.54%
15-Mar-20	0.000041990	1.54%
16-Mar-20	0.000039963	1.46%
17-Mar-20	0.000039445	1.44%
18-Mar-20	0.000038436	1.41%
19-Mar-20	0.000037754	1.38%
20-Mar-20	0.000037187	1.36%
21-Mar-20	0.000037187	1.36%
22-Mar-20	0.000037187	1.36%
23-Mar-20	0.000036617	1.34%
24-Mar-20	0.000036126	1.32%
25-Mar-20	0.000035295	1.29%
26-Mar-20	0.000034471	1.26%
27-Mar-20	0.000033637	1.23%
28-Mar-20	0.000033637	1.23%
29-Mar-20	0.000033637	1.23%
30-Mar-20	0.000033057	1.21%
31-Mar-20	0.000032731	1.20%



WAM in Years	WAM in Months	WAY
0.579	6.9	1.62%

as of
12/31/2019
prepared for: POTTER COUNTY

INSTITUTION	Price	Amount	Coupon	Settle Date	Maturity Date	Earned Interest	Unearned Interest	Total Interest of HTM
WESTERN ALLIANCE BK PHOENIX AZ CTF DEP 1	100	248,000.00	1.6	12/9/2019	3/9/2020	\$ 239.17	\$ 750.12	\$ 989.29
CENTERSTATE BK FLA NA WINTERHAVEN FL CT	100	8,000.00	1.6	12/11/2019	3/11/2020	\$ 7.01	\$ 24.90	\$ 31.91
SACO & BIDEFORD SVGS INSTN SACO ME CTF	100	249,000.00	1.6	12/17/2019	3/17/2020	\$ 152.81	\$ 840.46	\$ 993.27
SMARTBANK PIGEON FORGE TENN CTF DEP 1.6	100	249,000.00	1.65	12/17/2019	3/17/2020	\$ 157.59	\$ 866.72	\$ 1,024.31
CUSTOMERS BK PHOENIXVILLE PA CTF DEP 1.6	100	248,000.00	1.65	12/23/2019	3/23/2020	\$ 89.69	\$ 930.51	\$ 1,020.20
PARKWAY BK & TR HARWOOD HEIGHTS ILL CTF	100	248,000.00	1.65	12/27/2019	4/2/2020	\$ 44.84	\$ 1,042.62	\$ 1,087.46
SOUTHEAST BK FARRAGUT TENN CTF DEP 1.60	100	248,000.00	1.6	12/16/2019	6/8/2020	\$ 271.78	\$ 1,739.40	\$ 2,011.18
BANK LEUMI USA NEW YORK NY CTF DEP 1.600	100	248,000.00	1.6	12/9/2019	6/9/2020	\$ 239.17	\$ 1,750.27	\$ 1,989.44
BANKUNITED NATL ASSN MIAMI LAKES FL CTF D	100	248,000.00	1.65	12/11/2019	6/11/2020	\$ 224.22	\$ 1,827.39	\$ 2,051.61
HOMETRUST BK ASHEVILLE N C CTF DEP 1.600%	100	248,000.00	1.6	12/13/2019	6/12/2020	\$ 195.68	\$ 1,782.88	\$ 1,978.56
SAFRA NATL BK NEW YORK CTF DEP INSTL CTF	100	248,000.00	1.6	12/12/2019	6/12/2020	\$ 206.55	\$ 1,782.88	\$ 1,989.43
LIVE OAK BKG CO WILMINGTON NC CTF DEP AC	100	10,000.00	1.6	12/13/2019	6/15/2020	\$ 7.89	\$ 73.21	\$ 81.10
MIZUHO BK USA INSTL CTF DEP 1.600% 09/11/20	100	247,000.00	1.6	12/11/2019	9/11/2020	\$ 216.55	\$ 2,760.99	\$ 2,977.54
TCF NATL BK SIOUX FALLS S D CTF DEP 1.600%	100	247,000.00	1.6	12/11/2019	9/11/2020	\$ 216.55	\$ 2,760.99	\$ 2,977.54
TEXAS CAP BK N A DALLAS TEX CTF DEP 1.700%	100	246,000.00	1.7	12/11/2019	9/11/2020	\$ 229.15	\$ 2,921.67	\$ 3,150.82
ESSA BK & TR STROUDSBURG PA CTF DEP 1.60	100	247,000.00	1.6	12/13/2019	9/14/2020	\$ 194.89	\$ 2,793.47	\$ 2,988.36
RADIUS BK BOSTON MASS CTF DEP 1.600% 09/1	100	247,000.00	1.6	12/18/2019	9/18/2020	\$ 140.76	\$ 2,836.78	\$ 2,977.54
CRESCOM BK CHARLESTON S C CTF DEP 1.600%	100	16,000.00	1.6	12/20/2019	9/21/2020	\$ 7.72	\$ 185.86	\$ 193.58
NEW YORK CMNTY BK WESTBURY NEW YORK C	100	246,000.00	1.65	12/11/2019	12/10/2020	\$ 222.41	\$ 3,836.59	\$ 4,059.00
BANK BARODA CARLSBAD CALIF CTF DEP 1.650%	100	246,000.00	1.65	12/13/2019	12/11/2020	\$ 200.17	\$ 3,847.71	\$ 4,047.88
C3BANK NA CARLSBAD CALIF CTF DEP 1.600%	100	249,000.00	1.6	12/13/2019	12/11/2020	\$ 196.47	\$ 3,776.61	\$ 3,973.08
MERIDIAN BK PAOLI PA CTF DEP 1.600% 12/11/2	100	12,000.00	1.6	12/13/2019	12/11/2020	\$ 9.47	\$ 182.01	\$ 191.48
TCM BK N A TAMPA FLA CTF DEP 1.600% 12/11/2	100	249,000.00	1.6	12/11/2019	12/11/2020	\$ 218.30	\$ 3,776.61	\$ 3,994.91
JPMORGAN CHASE BK NA COLUMBUS OHIO CTF	100	248,000.00	1.65	12/13/2019	12/13/2020	\$ 201.80	\$ 3,901.41	\$ 4,103.21
		\$5,000,000				\$ 3,890.64	\$ 46,992.06	\$ 50,882.70

WAM in Years	WAM in Months	WAY
0.579	6.9	1.62%

If any of these securities are callable, we have chosen to use the final maturity date. Although all information has been obtained from sources which Financial Northeastern Corporation and Financial Northeastern Securities believe to be reliable we do not guarantee its accuracy or completeness. All prices, yields, and availability are subject to change without notice. Securities offered through Financial Northeastern Securities, Inc.

Financial Northeastern Corporation
 FNC Insurance Services, Inc.
 Financial Northeastern Securities, Inc.
 Member FINRA, SIPC
 Companies Related By Common Ownership
 www.financialnortheastern.com

100 Passaic Avenue • Second Floor • Fairfield, NJ 07004 • 800-362-9876 • Fax: 973-882-8845
 485 Metro Place South • Suit 465 • Dublin, OH 43017 • 877-889-1095 • Fax: 614-789-1677
 8717 Ken Aaron Court • Austin, TX 78717 • 800-362-9876 • Fax: 886-328-3560



Financial Northeastern Securities, Inc.
100 Passaic Avenue
Fairfield, New Jersey 07004
800-FNC-4141 or 973-882-9337

Financial Northeastern Companies

Brokerage Account Statement

February 1, 2020 - February 29, 2020
Account Number: QRT-005282

POTTER COUNTY
ATTN LEANN JENNINGS
900 S POLK ST STE 716
AMARILLO TX 79101-3412

Portfolio at a Glance

	This Period
BEGINNING ACCOUNT VALUE	\$5,002,531.89
Dividends, Interest and Other Income	1,381.03
Net Change in Portfolio¹	2,474.37
ENDING ACCOUNT VALUE	\$5,006,387.29
Estimated Annual Income	\$81,117.71

¹ Net Change in Portfolio is the difference between the ending account value and beginning account value after activity.

Asset Summary

Percent	Asset Type	This Period
1%	Cash, Money Funds, and Bank Deposits	3,546.78
99%	Fixed Income	5,002,840.51
100%	Account Total	\$5,006,387.29

Please review your allocation periodically with your Account Executive.

Client Service Information

Your Account Executive: 075
SAMUEL VAUGHAN

22

Your Account Information

TAX LOT DEFAULT DISPOSITION METHOD

Default Method for Mutual Funds: First In First Out
 Default Method for Stocks in a Dividend Reinvestment Plan: First In First Out
 Default Method for all Other Securities: First In First Out

BOND AMORTIZATION ELECTIONS

Amortize premium on taxable bonds based on Constant Yield Method: Yes
 Accrual market discount method for all other bond types: Constant Yield Method
 Include market discount in income annually: No

ELECTRONIC DELIVERY

Your electronic delivery selections for account communications are listed below:

Electronic Delivery

Enrollment

- Statements and Reports
- Trade Confirmations
- Tax Documents
- Notifications
- Prospectus*
- Proxy/Shareholder Communications*

Communication

E-mail notifications are delivered to the following e-mail address(es):
 b#####@co.potter.tx.us
 l#####@co.potter.tx.us
 *b#####@co.potter.tx.us is on file for these documents
 The above e-mail address is partially masked for your security.
 Please log in to your account to review the full e-mail address.

Please log in to your account or contact your Account Executive to make any changes to your electronic delivery preferences.

Income and Expense Summary

	Current Period		Year-to-Date	
	Taxable	Non Taxable	Taxable	Non Taxable
Dividend Income				
Money Market	3.39	0.00	5.21	0.00
Interest Income				
Other Interest	1,377.64	0.00	2,760.93	0.00
Total Income	\$1,381.03	\$0.00	\$2,766.14	\$0.00

Activity Summary (All amounts shown are in base currency)

	Credits This Period	Debits This Period	Net This Period	Credits Year-to-Date	Debits Year-to-Date	Net Year-to-Date
Dividends and Interest						
	\$1,381.03	\$0.00	\$1,381.03	\$2,766.14	\$0.00	\$2,766.14
Totals	\$1,381.03	\$0.00	\$1,381.03	\$2,766.14	\$0.00	\$2,766.14



Financial Northeastern Securities, Inc.
100 Passaic Avenue
Fairfield, New Jersey 07004
800-FNC-4141 or 973-882-9337

February 1, 2020 - February 29, 2020
POTTER COUNTY

Transactions by Type of Activity

Process/ Settlement Date	Activity Type	Description	Quantity	Price	Accrued Interest	Amount	Currency
Dividends and Interest							
02/03/20	BOND INTEREST RECEIVED	10000 LIVE OAK BKG CO WILMINGTON NC CTF DEP ACT/365 1.600% 06/15/20 B/E DTD 12/13/19 RD 01/17 PD 02/01/20				13.59	USD
02/11/20	BOND INTEREST RECEIVED	249000 TCM BK N A TAMPA FLA CTF DEP 1.600% 12/11/20 B/E DTD 12/11/19 RD 01/27 PD 02/11/20				338.37	USD
02/13/20	BOND INTEREST RECEIVED	249000 C3BANK NA CARLSBAD CALIF CTF DEP 1.600% 12/11/20 B/E DTD 12/13/19 RD 01/29 PD 02/13/20				338.37	USD
02/18/20	BOND INTEREST RECEIVED	249000 SACO & BIDDEFORD SVGS INSTN SACO ME CTF DEP 1.600% 03/17/20 B/E DTD 12/17/19 RD 02/02 PD 02/17/20				338.37	USD
02/18/20	BOND INTEREST RECEIVED	249000 SMARTBANK PIGEON FORGE TENN CTF DEP 1.650% 03/17/20 B/E DTD 12/17/19 RD 02/14 PD 02/17/20				348.94	USD
02/28/20	MONEY MARKET FUND INCOME RECEIVED	DREYFUS GOVT CASH INT PER999718				3.39	USD

Total Dividends and Interest					\$0.00	\$1,381.03	USD
Total Value of Transactions					\$0.00	\$1,381.03	USD

The price and quantity displayed may have been rounded.

Portfolio Holdings

Description	Quantity	Opening Balance	Closing Balance	Accrued Income	Income This Year	30-Day Yield
CASH, MONEY FUNDS AND BANK DEPOSITS 1.00% of Portfolio						
Money Market						
DREYFUS GOVT CASH INT INSTL SH	3,546.780	2,165.75	3,546.78	0.14	5.21	1.51%
Total Money Market		\$2,165.75	\$3,546.78	\$0.14	\$5.21	
TOTAL CASH, MONEY FUNDS AND BANK DEPOSITS		\$2,165.75	\$3,546.78	\$0.14	\$5.21	

24

Portfolio Holdings (continued)

Description	Quantity	Market Price	Market Value	Accrued Interest	Estimated Annual Income	Estimated Yield
FIXED INCOME 99.00% of Portfolio (In Maturity Date Sequence) Certificates of Deposit						
¹ WESTERN ALLIANCE BK PHOENIX AZ CTF DEP 1.600% 03/09/20 B/E DTD 12/09/19 ACT/365 IST CPN DTE 03/09/20 Security Identifier: 95763PDQ1	248,000.000	100.0020	248,004.96	891.44	3,968.00	1.59%
¹ CENTERSTATE BK FLA WA WINTERHAVEN FL CTF DEP 1.600% 03/11/20 B/E DTD 12/11/19 ACT/365 Security Identifier: 15201QB8U	8,000.000	100.0030	8,000.24	28.05	128.00	1.59%
¹ SACO & BIDDEFORD SVGS INSTN SAGO ME CTF DEP 1.600% 03/17/20 B/E DTD 12/17/19 ACT/365 Security Identifier: 78577TCG8	249,000.000	100.0040	249,009.96	130.98	3,984.00	1.59%
¹ SMARTBANK PIGEON FORGE TENN CTF DEP 1.650% 03/17/20 B/E DTD 12/17/19 ACT/365 IST CPN DTE 01/17/20 Security Identifier: 83772HFL9	249,000.000	100.0070	249,017.43	135.07	4,108.50	1.64%
¹ CUSTOMERS BK PHOENIXVILLE PA CTF DEP 1.650% 03/23/20 B/E DTD 12/23/19 ACT/365 Security Identifier: 23204HHU5	248,000.000	100.0090	248,022.32	762.35	4,092.00	1.64%
PARKWAY BK & TR HARWOOD HEIGHTS ILL CTF DEP 1.650% 04/02/20 B/E DTD 12/27/19 ACT/365 Security Identifier: 70153RIU3	248,000.000	100.0130	248,032.24	717.50	4,092.00	1.64%
SOUTHEAST BK FARRAGUT TENN CTF DEP 1.600% 06/08/20 B/E DTD 12/06/19 ACT/365 Security Identifier: 84133PEN4	248,000.000	100.0260	248,064.48	924.05	3,968.00	1.59%
BANK LEUMI USA NEW YORK N Y CTF DEP 1.600% 06/09/20 B/E DTD 12/09/19 ACT/365 IST CPN DTE 06/09/20 Security Identifier: 063248XB3	248,000.000	100.0270	248,066.96	891.44	3,968.00	1.59%
BANKUNITED NATL ASSN MIAMI LAKES FL CTF DEP 1.650% 06/11/20 B/E DTD 12/11/19 ACT/365 Security Identifier: 066519LM9	248,000.000	100.0420	248,104.16	896.88	4,092.00	1.64%
HOMETRUST BK ASHEVILLE N C CTF DEP 1.600% 06/12/20 B/E DTD 12/13/19 ACT/365 Security Identifier: 43787PDU4	248,000.000	100.0280	248,069.44	847.96	3,968.00	1.59%
SAFRA NATL BK NEW YORK CTF DEP INSTL CTF DEP 1.600% 06/12/20 B/E DTD 12/12/19 ACT/365 Security Identifier: 78658RBG5	248,000.000	100.0280	248,069.44	858.83	3,968.00	1.59%
LIVE OAK BKG CO WILMINGTON NC CTF DEP ACT/365 1.600% 06/15/20 B/E DTD 12/13/19 ACT/365 Security Identifier: 538036HG2	10,000.000	100.0290	10,002.90	12.27	160.00	1.59%
MIZUHO BK USA INSTL CTF DEP 1.600% 09/11/20 DTD 12/11/19 ACT/365 IST CPN DTE 09/11/20 Security Identifier: 60688MC93	247,000.000	100.0560	247,138.32	866.19	3,952.00	1.59%

55



Financial Northeastern Securities, Inc.
100 Passaic Avenue
Fairfield, New Jersey 07004
800-FNC-4141 or 973-882-9337

February 1, 2020 - February 29, 2020
POTTER COUNTY

Portfolio Holdings (continued)

Description	Quantity	Market Price	Market Value	Accrued Interest	Estimated Annual Income	Estimated Yield
FIXED INCOME (continued)						
Certificates of Deposit (continued)						
TCF NATL BK SIOUX FALLS S D CTF DEP 1.600% 09/11/20 B/E DTD 12/11/19 ACT/365 1ST CPN DTE 09/11/20 Security Identifier: 87227RLOS	247,000.000	100.0560	247,138.32	866.19	3,952.00	1.59%
TEXAS CAP BK N A DALLAS TEX CTF DEP 1.700% 09/11/20 B/E DTD 12/11/19 ACT/365 1ST CPN DTE 09/11/20 Security Identifier: 88224PLD9	246,000.000	100.1100	246,270.60	916.60	4,182.00	1.69%
ESSA BK & TR STROUDSBURG PA CTF DEP 1.600% 09/14/20 B/E DTD 12/13/19 ACT/365 Security Identifier: 29667RRX3	247,000.000	100.0580	247,143.26	844.54	3,952.00	1.59%
RADIUS BK BOSTON MASS CTF DEP 1.600% 09/18/20 DTD 12/18/19 ACT/365 1ST CPN DTE 09/18/20 Security Identifier: 75047ABTO	247,000.000	100.0880	247,217.36	790.40	3,952.00	1.59%
CRESCOM BK CHARLESTON S C CTF DEP 1.600% 09/21/20 B/E DTD 12/20/19 ACT/365 Security Identifier: 225862ES6	16,000.000	100.0620	16,009.92	49.80	256.00	1.59%
NEW YORK CMNTY BK WESTBURY NEW YORK CTF DEP 1.650% 12/10/20 B/E DTD 12/11/19 ACT/365 Security Identifier: 649447TH2	246,000.000	100.1530	246,376.38	889.64	4,059.00	1.64%
BANK BARODA NEW YORK BRH CTF DEP 1.650% 12/11/20 B/E DTD 12/13/19 ACT/365 1ST CPN DTE 12/11/20 Security Identifier: 06063HHJ7	246,000.000	100.1540	246,378.84	867.40	4,059.00	1.64%
C3BANK NA CARLSBAD CALIF CTF DEP 1.600% 12/11/20 B/E DTD 12/13/19 ACT/365 1ST CPN DTE 01/13/20 Security Identifier: 22945RAEZ	249,000.000	100.1170	249,291.33	174.64	3,984.00	1.59%
MERIDIAN BK PAOLI PA CTF DEP 1.600% 12/11/20 B/E DTD 12/13/19 ACT/365 1ST CPN DTE 12/11/20 Security Identifier: 58958PGO1	12,000.000	100.1140	12,013.68	41.03	192.00	1.59%
TGM BK N A TAMPA FLA CTF DEP 1.600% 12/11/20 B/E DTD 12/11/19 ACT/365 1ST CPN DTE 01/11/20 Security Identifier: 872308DMO	249,000.000	100.1170	249,291.33	196.47	3,984.00	1.59%
JPMORGAN CHASE BK NA COLUMBUS OHIO CTF DEP 1.650% 12/13/20 B/E DTD 12/13/19 ACT/365 Security Identifier: 48128LREI	248,000.000	100.0430	248,106.64	874.45	4,092.00	1.64%
Total Certificates of Deposit	5,000,000.000		\$5,002,840.51	\$14,474.17	\$81,112.50	

Portfolio Holdings (continued)

Description	Quantity	Market Price	Market Value	Accrued Interest	Estimated Annual Income	Estimated Yield
FIXED INCOME (continued)						
TOTAL FIXED INCOME	5,000,000.000		\$5,002,840.51	\$14,474.17	\$81,112.50	
Total Portfolio Holdings			Market Value \$5,006,387.29	Accrued Interest \$14,474.17	Estimated Annual Income \$81,117.71	

¹ This bond is maturing.

Portfolio Holdings Disclosures

Pricing

This section includes the net market value of the securities in your account on a settlement date basis, including short positions, at the close of the statement period. The market prices, unless otherwise noted, have been obtained from independent vendor services, which we believe to be reliable. Market prices do not constitute a bid or an offer, and may differ from the actual sale price. Securities for which a price is not available are marked "N/A" and are omitted from the Total. THE AS OF PRICE DATE ONLY APPEARS WHEN THE PRICE DATE DOES NOT EQUAL THE STATEMENT DATE.

Estimated Annual Figures

The estimated annual income (EA) and estimated annual yield (EAY) figures are estimates and for informational purposes only. These figures are not considered to be a forecast or guarantee of future results. These figures are computed using information from providers believed to be reliable; however, no assurance can be made as to the accuracy. Since interest and dividend rates are subject to change at any time, and may be affected by current and future economic, political, and business conditions, they should not be relied on for making investment, trading, or tax decisions. These figures assume that the position quantities, interest and dividend rates, and prices remain constant. A capital gain or return of principal may be included in the figures for certain securities, thereby overstating them. Refer to www.pershing.com/disclosures for specific details as to formulas used to calculate the figures. Accrued interest represents interest earned but not yet received.

Reinvestment

The dollar amount of Mutual Fund distributions, Money Market Fund dividend income, Bank Deposit interest income, or dividends for other securities shown on your statement may have been reinvested. You will not receive confirmation of these reinvestments. Upon written request to your financial institution, information pertaining to these transactions, including the time of execution and the name of the person from whom your security was purchased, may be obtained. In dividend reinvestment transactions, Pershing acts as your agent and receives payment for order flow.

Option Disclosure

Information with respect to commissions and other charges incurred in connection with the execution of option transactions has been included in confirmations previously furnished to you. A summary of this information is available to you promptly upon your written request directed to your introducing firm. In order to assist your introducing firm in maintaining current background and financial information concerning your option accounts, please promptly advise them in writing of any material change in your investment objectives or financial situation. Expiring options which are valuable are exercised automatically pursuant to the exercise by exception procedure of the Options Clearing Corporation. Additional information regarding this procedure is available upon written request to your introducing firm.

Certificates of Deposit

Certificates of Deposit acquired through the Certificate of Deposit Account Registry Service ("CDARS") and held in your brokerage account are subject to Securities Investor Protection Corporation (SIPC) coverage. Please see additional information about SIPC under Important Information and Disclosures on this statement.

Please be advised that the secondary market for CDs is generally illiquid; the actual value of CDs may be different from their purchase price; and a significant loss of principal could